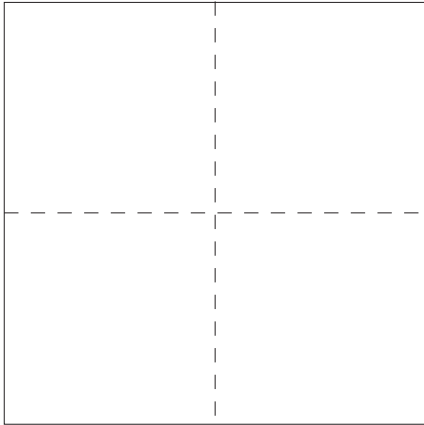
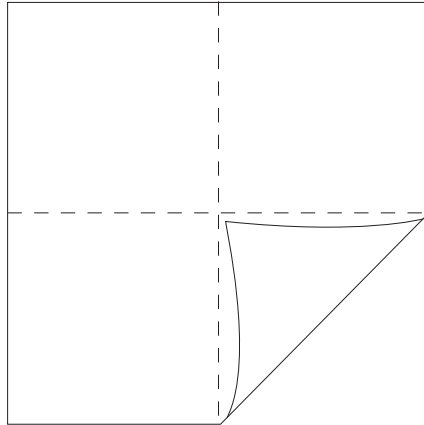


cootie catcher directions

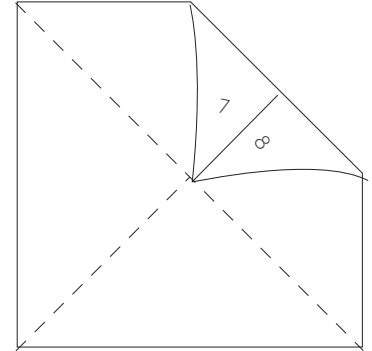
1. fold in half and unfold
fold in half again in opposite direction
unfold creating 4 squares intersecting
in center



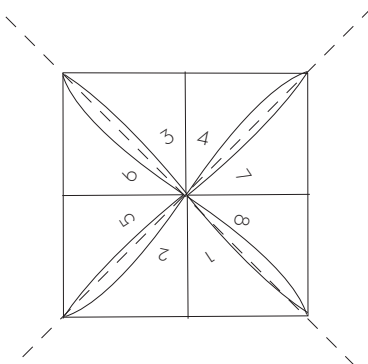
2. flip over and fold each
corner into the center



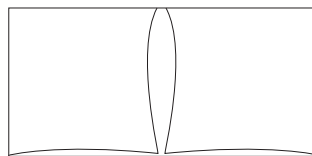
3. flip over and fold each
corner into the center
so numbers are visible



4. fold diagonal both ways
and unfold it so it will be easier
to place fingers inside pockets



5. flip over to heart side and
fold in half. slide two fingers
inside pockets and then on
the other side



6. with four fingers in pockets, bend
cootie catcher open to form this shape

